


FINAL INSTRUCTIONS & BULLETIN 1



SEVERN VALLEY STAGES

supported by




axon


Commercial Catering Equipment

11 APRIL 2026 // SEVERNVALLEYSTAGES.INFO //



"Everyone sees the cars on track, but there's a huge team of volunteers working behind the scenes to make a motorsport event happen. Falcon Foodservice Equipment is proud to support those volunteers and the incredible effort they put in."





**Falcon Foodservice
Equipment**

*Catering Equipment
You Can Rely On*

***Proud to be Supporting
Volunteers in Motorsport***

www.falconfoodservice.com

CLO's – Simon Gronow **07554 423516** & Ryland James **07773 346878**

Rally HQ/Competitor Helpdesk - **07400 084441**

Sportivity Official Noticeboard - **svs26cn**

Championships and Partners 2026



Croso, Welcome to the Severn Valley Stages Rally 2026.

Thank you for your entry, we hope you have an enjoyable weekend of Motorsport, using the challenging stages we have on offer for you.

The Organising Committee

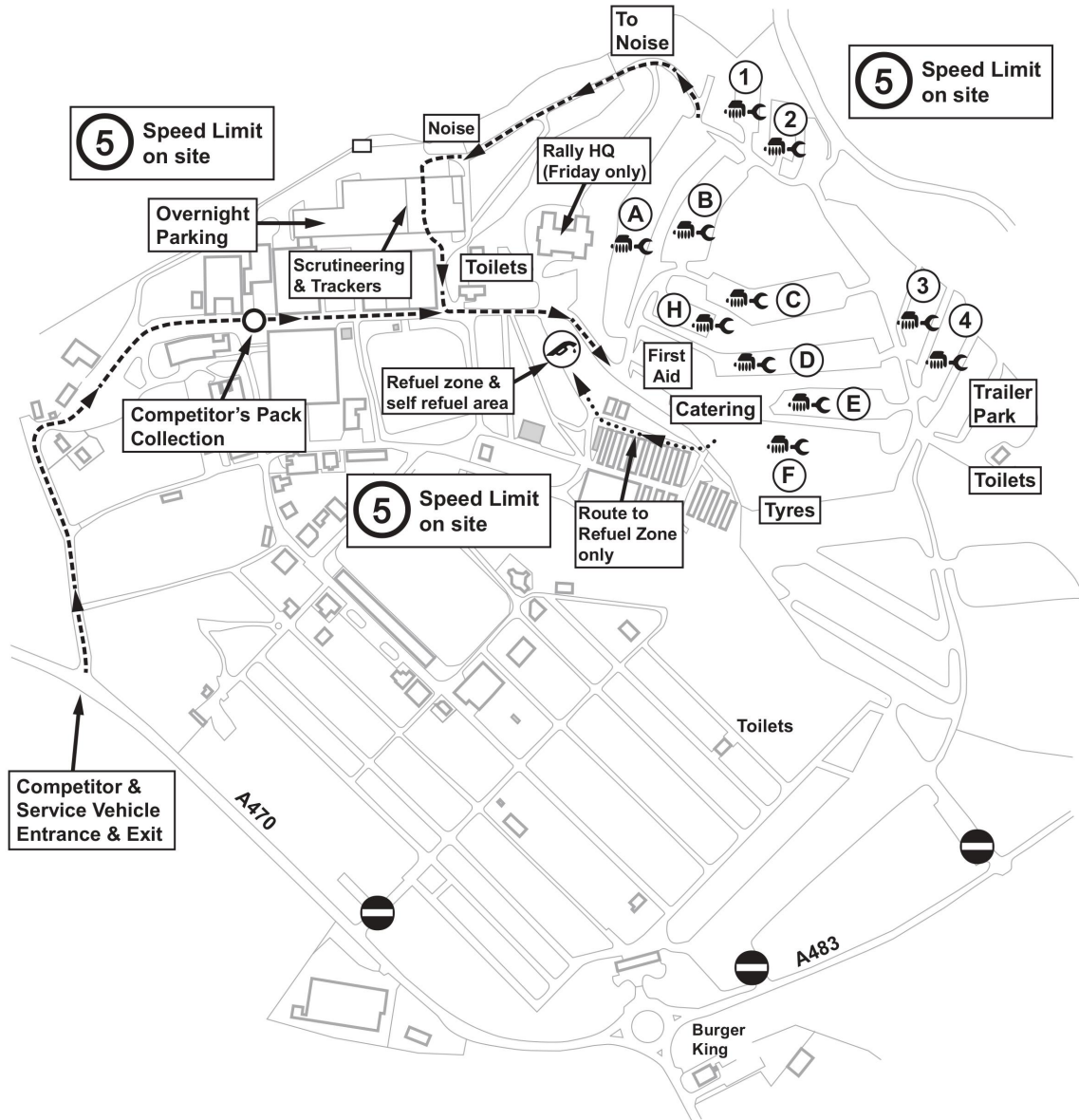
Bulletin 1 - Final Instructions & Amendments to Supplementary Regulations

1. The entrance and exit for all traffic to the Royal Welsh Showground is at <https://what3words.com/fluctuate.quality.purple> [See map of Royal Welsh Showground later in finals].
2. Please use the map to navigate your way around the Showground on Friday. PLEASE DRIVE SLOWLY [5mph] AND RESPECT OTHER USERS.
3. Collect your Competitor Pack. The pack will contain your Process Card, Rally Plates; Competition Numbers; Hi-Vis numbers; Dashboard sticker if you have an on-board camera; Road Book & Service Book. Camping tickets, overnight parking ticket and marshal "Smileys" will also be in pack **IF** pre-ordered. Camping tickets can still be purchased at Documentation.
4. Please support our volunteer marshals who stand out in all weathers by purchasing "Smileys" at Documentation.
5. Proceed to unload your car in the trailer park
6. Please ensure your car is "stickered up" with all relevant decals fitted BEFORE scrutineering.
7. Follow map to noise check, once completed, carry on to Scrutineering.
8. For scrutineering, please ensure your logbooks, overalls and helmets etc are ready for inspection. This will help the scrutineers and keep any queues to a minimum.
9. Once you have completed Scrutineering, Competitors **must** report to Rally HQ to complete the Documentation Process, with their Process Card, Competition Licences, Club Cards [Interclub only], outstanding fees, etc. Your Time Cards will be issued at MC0 at County Hall, Saturday.
10. Should some crews have their cars taken through Scrutineering by Support Crews, please ask them to continue to Documentation, so we can receive Process Card & gain Service Car information etc. Competitors are still required to report to Rally HQ, as above.
11. Please study the Showground Map for:-
 - a. Location of first aid point
 - b. Service areas
 - c. Catering. Available on Friday and Saturday for food and drinks.
12. The Metropole Hotel will be hosting the start of the event and the post event celebrations for Overall and Championship Points winners.
13. Competitors vehicles and equipment in the service area are left at your own risk.
14. Dyfed Powys Police have advised that any vehicle that breaches the Construction and Use Regulations must not be allowed to continue in the event. **Please ensure that number plates and rear lights are cleaned before driving on the public road.** Competitors are reminded of section 170 of the Road Traffic Act 1988; and Rule 286 of the Highway Code. ANY injury incidents MUST be reported to the Police Authority and event officials.
15. Exceptionally, please apply Ch13 App13 Art3.9c at MC4. Competitors arriving early must have their due time entered on the Time Card, those arriving later than their due time, must have their actual time of arrival entered.
16. SR3 – Route Authorisation Number: 29357AP11
17. SR9 – Delete "Clerk of the Course [Route]", insert "Deputy Clerk of the Course".

18. SR11.5. Delete "Red Flags" and replace with "**Red Signals**", two occurrences. For clarity Red Flags will be in operation on the Special Stages, these replace the Red Signals referred to within NCR Ch13.2.4.17
19. Sporttraxx. Competitors must ensure they are fully familiar with the tracker use and all requirements when being involved in or coming upon an incident NCR Ch13.2.4.17., including if you stop on stage, to press "OK" on the tracker.
20. SR15.15.7 Remove excluded and replace with disqualified.
21. No use of mobile phones is allowed at any refuel location.
22. SR17.11 The Rhayader refuel will open from 08.00 Saturday 11th April. The operation of self-refuel will be per the regulations.
For self-refuel clarification, the event **will not** approve the leaving of fuel or equipment at either the Builth Wells Showground or Rhayader refuel location when unsupervised. This is a health and safety and insurance requirement of both the event and the landowner. Those unable to comply with this requirement should make use of the professional refuelling service that will be available. The Refuelling Zone/Area is considered Parc Ferme. Service personnel must wear protective clothing and gloves; short sleeves and shorts are not allowed, and balaclavas are recommended. Individuals under 17 are not allowed in the Zone/Area unless they are signed-on officials. Only use of British Standard fuel cans is allowed. Self-refuel crews must provide an in-date fire extinguisher of either dry powder or foam to the self-refuel location, in addition to that carried in Rally Car.
23. Reconnaissance – Open to National event competitors (EA event) only. As per SR16
For those registered to reconnaissance a link to the recce guide will be sent to you. Please read it carefully along with the relevant road book pages to assist this part of the event to run smoothly.
Please ensure you are at the County Hall Car Park,
<https://what3words.com/encloses.coaching.cashier> prior to 07.30.
Event officials will be at the meeting point. Recce book, road book and recce sticker will be issued at the County Hall Car Park. Please arrive in plenty of time to collect these as the convoy will leave promptly 07.45.
30MPH maximum speed must be observed at all times within the stage routes. The forests remain open SR 16. - Contravention of Reconnaissance requirements, may be penalised as per Cha13 App8 Art(aa)
24. Ceremonial start – Invited crews will be shown on the Official Noticeboard in due course.
In order to run the ceremonial start area safely, could invited crews please arrive at Llandrindod County Hall by 18.20.
Entrance at <https://what3words.com/pound.airbag.distracts>
Follow Road Book pages 13 & 14 from Builth Wells service area to this location. Wait at the location marked MC0 on diagram page 15 of road book and follow marshal's instructions and page 17 of road book when required to ceremonial start at Metropole Hotel.
MC0 & MC1 are referred to for ease, these controls are operational on Saturday, not Friday.
All other competitors, support crews and anyone else are of course warmly invited to attend to sample the atmosphere of this event.
25. Please be aware that from Friday until Sunday, there will be approx 35 Hotel Guests on Motorbikes using the car park at the rear of the Metropole. Please give way as appropriate.
26. We are issuing bin bags to all competitors, please use these for ALL your rubbish and take them home with you please. **DO NOT LEAVE ANYTHING AT SHOWGROUND.** This is a request to ensure the Royal Welsh Showground is not inconvenienced by our presence.
<https://www.gov.wales/workplace-recycling>.
27. Race with Respect <https://www.motorsportuk.org/racewithrespect/> Whether you are a Competitor, Parent, Official, Marshal, Team Manager, Mechanic, Spectator or attending in any capacity at this event, you are bound to follow the values of Motorsport UK's Respect Code:

Respect Integrity Fair Play Self-control Good Manners

Map for Royal Welsh Showground Friday 10th April



Friday 10th April
Scrutineering & Rally HQ
Royal Welsh Showground
Builth Wells



axon

Commercial Catering Equipment
Suppliers to the Trade

www.axon-enterprises.co.uk

The new Sporttraxx Rally 2G/4G Tracker with external Keyboard

The best Sporttraxx Tracker ever

Easier installation :

- Fully battery operated for up to 5 days
- No power cables needed
- No holes drilled in the roof thanks to internal antennas
- Tracker is fitted to windscreen with nanogel
- Keyboard is fitted with nanogel, or cableties or screws
- Smallest size and weight
- Maximum flexibility in positioning the Keyboard for an



Easier compliance with the basic FIA safety requirements:

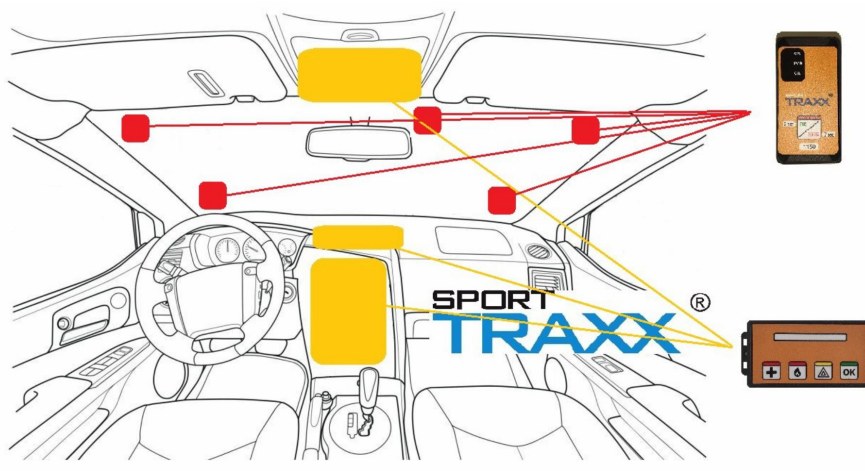
- SOS Med/SOS Fire/Hazard/OK buttons are easily reachable by both members of the crew even in a rolled over car, with fastened seat belts
- Full visibility of RED Flag notifications, and its easy acknowledgement by both members of the crew

Extended GSM coverage

- Access to both 2G (GPRS) and 4G (LTE-M) networks
- Multiroaming SIM Cards connecting to EE, Vodafone, O2, 3, EIR networks
- New watchdogs for better and faster reconnections in difficult areas

Higher GPS resolution

- Up to 1 position per second when car is moving, typically 5 seconds for battery saving purposes
- Improved internal buffer



Installation procedure

The tracking set is made of 3 parts:

1. The USB-C Cable
2. The Tracker
3. The Keyboard

At scrutineering, a Sporttraxx Technician will install the tracking device to the roll cage and position the keypad in the most central part of the car so it's possible for both crews to reach the keypad.

At the end of the rally, both the tracker and keypad will be removed by a Sporttraxx technician at the final control of the event.

If you retire from the rally, make sure to return all three parts to a Sporttraxx technician or hand it in to the sweeper car if you are still in the stage.


Loss or damage to the Tracker and/or the Keyboard will insure a charge of £300 for each device, this will need to be paid before your next.


Failure to pay the fee will result in you being reported to MSUK.

How to use it

The Tracker will be delivered/installed and turned ON by Sporttraxx technicians.
You are not allowed to switch OFF the tracking device during the whole duration of the rally.

- If a Medical Intervention is required, press the  button till you hear the Beep
- When a Fire is reported, press the  button till you hear the Beep
- To inform Race Control about a Hazard situation or a Road Block, press the  button
- To confirm to Race Control that you are fine, after your stop, press the  button

 The green led bar confirms the reception of any of your transmissions
It also means a "call back" request when on Road Sections. Reset it by pressing OK

 The red flashing led bar (+ buzzer) means RED FLAG. Press the OK button to quit the warning and acknowledge its reception. React accordingly